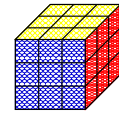
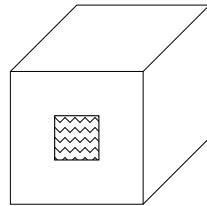


Rubik's Cube Notation

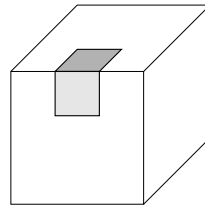


Kent State University
November 19, 2014

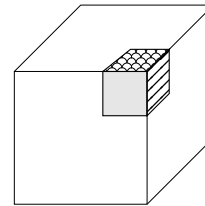
We will start by introducing some convenient terminology. There are three types of cubies: Center Cubies, Edge Cubies, and Corner Cubies. (How many of each are there?)



Center Cubie

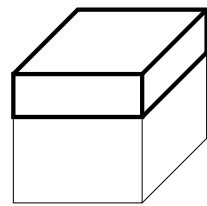


Edge Cubie

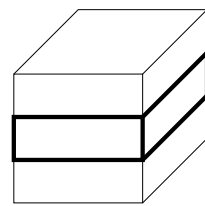


Corner Cubie

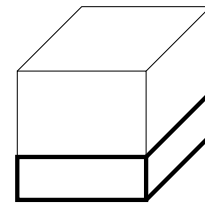
Since the cube turns in layers, it is convenient to name the layers of the cube. You can orient your cube any way you like. I suggest always choosing the same color for the Upper Layer (top) so that you don't get mixed up. Many people choose the color which has the logo for the Upper Layer (white on the standard Rubik's Cube).



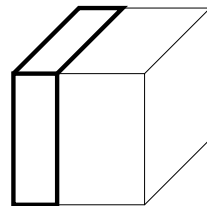
Upper Layer



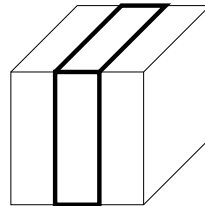
E-Layer



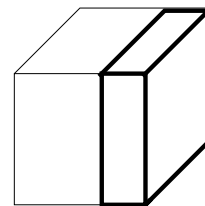
Down Layer



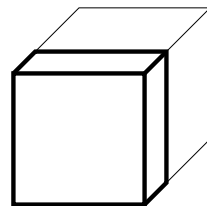
Left Layer



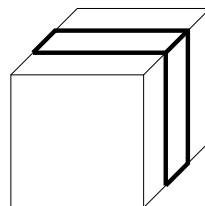
M-Layer



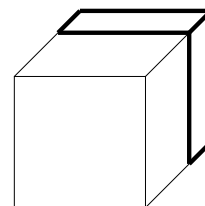
Right Layer



Front Layer



S-Layer



Back Layer