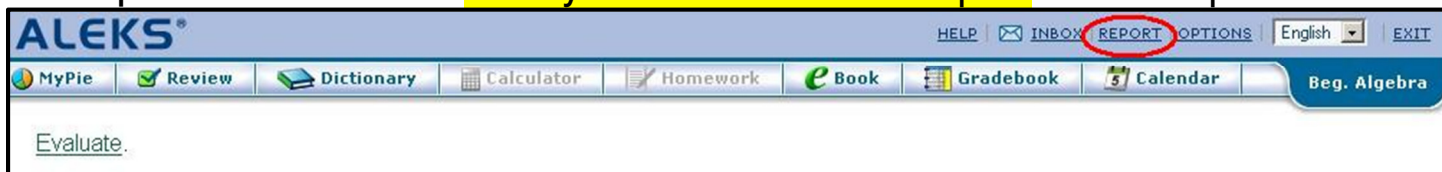


ALEKS Review, Reports & Progress

How to Review completed topics & Access your Progress Reports (including topic details, and Time & Topic Report)

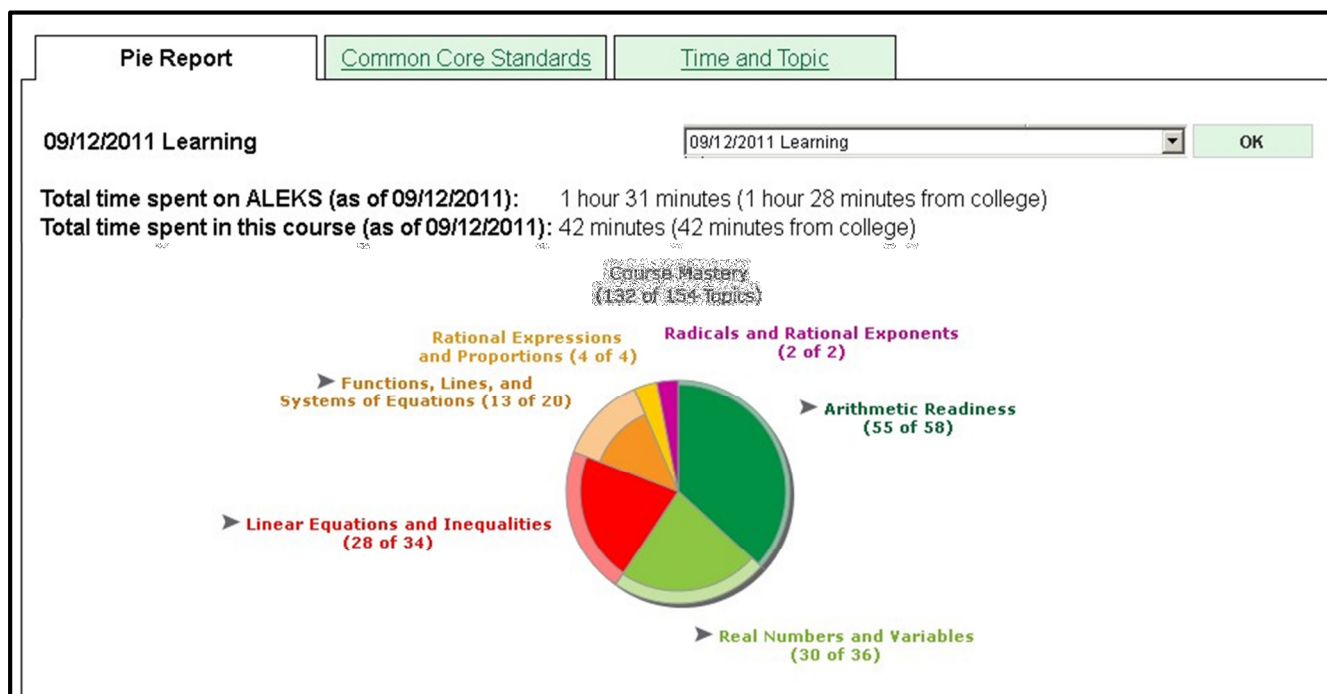
This document explains how you can view your ALEKS course progress and details of Time and topics completed. You can **Review** completed topics again, if you wish to do so [**See Step 2 below**].

1. Student logs in using his/her ALEKS username/password
2. Student selects **Reports** - upper right of screen. You can also go to Options and select "view your latest ALEKS report" from Report line.



Choose **Review** from above menu, if you want to redo/review topics already completed.

3. After selecting the **Reports** link the screen would look similar to this:



You can pick any of the 3 tabs here to view **Your Time and Topic Report** (How much time spent on Aleks), **Common Core Standard** or **Pie Report**.

4. Scroll Down on **Pie Report** tab to see additional information such as.




1. What you can do:

What you can do	
<i>Arithmetic Readiness</i>	Whole Numbers Prime factorization Greatest common factor Word problem with common multiples
	Fractions Fractional part of a circle Mixed number division

2. What you are ready to learn next:

What you are ready to learn next	
<i>Arithmetic Readiness</i>	Fractions Mixed arithmetic operations with fractions Word problem with fractions
	Decimals Converting a decimal to a fraction
<i>Real Numbers and Variables</i>	Integers and Rational Numbers Word problem with addition or subtraction of integers Exponents and integers: Problem type 2
	Properties of Real Numbers

3. History: That shows you bars of percentage of work done and topics learned so far etc.

History					
	Last assessment	Assessment performance Course Mastery	Learning data since last assessment		
			Topics learned since last assessment	Hours in ALEKS since last assessment	Topics learned per hour since last assessment
Goal Completion Assessment	09/08/2011	 97 +3 %	4	-	-
Progress Assessment	09/07/2011	 82 +18 %	27	2.7	9.8
Initial Assessment	08/31/2011	 56 +30 %	46	5.1	9.1

Legend: Assessment (■), progress in learning mode (■), still to learn (■), assessment not completed (□), not assessed in this domain (□)

Learning report: This pie chart shows your recent learning on the date selected. Your knowledge is tested from time to time by an ALEKS assessment. To see your assessment results, select an "Assessment" report above.

Done

Click **Done** on this tab to return to your previous screen.